

DRIVING 101

Student Workbook
2026 Edition

Class #1 - Welcome/Orientation.....	2
Class #2 - Managing Risk.....	4
Class #3 - Maneuvers and Parking.....	7
Class #4 - Signs, Signals, and Pavement Markings.....	10
Class #5 - Highway/Freeway.....	13
Class #6 - Weather.....	15
Class #7 - City and Country Driving.....	17
Class #8 - Alcohol and Drugs - Deputy Luque.....	19
Class #8 - Alcohol and Drugs - Deputy Lau.....	20
Class #9 - Emotions, and Physics.....	21
Class #10 - Sharing the Roadway.....	22
Class #11 - Alcohol and Drugs, Part 2.....	24
Class #12 - Insurance and Collisions.....	25
Class #13 -Intersections (Review) and Auto Mechanics.....	27
Class #14 - Buying a Car.....	28

Class #1 - Welcome/Orientation

1. You must be at least 15 years old to start driver's education and get a permit.
2. How to get your permit:
 - a. Fill out the pre-application at www.dol.wa.gov → Driver Licenses and Permits → Get Your First License or Permit → Learner Permit Application;
 - b. Call DRVN101 @ 360.892.6988 - give us your WDL number;
 - c. Log back in to License Express - Apply for your permit online & pay \$35.
3. Keep a DRIVE LOG (on paper or use a phone app).
4. While practicing driving with your permit, you will need a licensed driver with 5+ years of experience seated next to you in the front passenger seat of the vehicle.
5. Car Seat Laws:
 - Rear Facing until Age 2;
 - 5-point harness until 4+ years old;
 - Booster seat until 4' 9";
 - Backseat until 13 years old.
6. Driver's Ed includes: 5 hours behind the wheel, 4 hours defensive driving simulation, and 30 hours of classroom time.
7. You drive with an instructor once per month for 5 months. Practice 10 hours between drives.
8. WA State Law **requires** us to take attendance 3 times each class. Our instructor will initiate contact with Zoom attendees, and we **must** get the requested response from each student in the allotted (given) time frame for a student to get credit for class attendance.
9. If you miss the check-in time for your first attendance, you will have to make up the whole first hour of class. If you miss the 2nd and/or 3rd attendance, you will have to make up the whole 2nd hour of class.
10. If you need to cancel a drive, you must do so by 12 PM (Noon), at least one (1) business day before the drive. Otherwise, it will cost \$70 to reschedule.
11. To get your license when ready, you must meet these requirements:
 - Have held your permit for 6 months;
 - Be at least 16 years of age;
 - Have practiced 50 hours of driving with a licensed driver;
 - Graduate a WA state drive school;
 - Have had no tickets;
 - Bring a parent/guardian with you.
12. You will need to pass 4 tests to get your driver license:
 - 100-question final exam with DRVN101 (Class #15);
 - Drive 5 - final drive with DRVN101 to finish drivers Ed;
 - 40-Question DOL- State Written Exam - \$30 (you come back to DRVN101 in order to take this test after you have finished drivers ed);
 - 30 min DOL-Driving Exam \$40 (you can schedule this drive @ DRVN101 after you complete the DOL Written Exam).

13. WA State drivers guide can be found here:

<https://dol.wa.gov/driver-licenses-and-permits/driver-training-and-testing/driver-guides>

14. Once you apply for your license, the DOL will charge you a \$35 application fee + \$54 for a Regular License, or \$78 for an Enhanced Driver License).

15. If you move, you must notify DOL within: a)30 days if coming to WA; or b)10 days if moving within WA.

16. The Intermediate License requires/states that:

- For the first 6 months, you cannot drive between 1:00 AM-5:00 AM;
- You cannot have people under age 20 in the vehicle with you except for immediate family members (parents and siblings only). After the first 6 months, you can have up to 3 friends in the vehicle with you;
- Once you turn 18, your Intermediate License automatically becomes a regular license.

17. Once licensed, if you receive a ticket, you will receive a warning letter from the DOL and a fine. If you get a second ticket, your license will be suspended for 6 months and you will be additionally fined.

18. You can lose your license if you fail to respond to a traffic citation

19. The Zoom link for class will be the same throughout the entirety of your driver's ed course. If you attend a make-up class, you will be emailed a second Zoom link in advance.

20. Complete contact information for DRVN101: Address: 9113 NE 117th Avenue, Unit 100 Vancouver, WA 98662.

Phone: 360-892-6988, Text: 360-207-1614, Email: admin@drvn101.com

Class #2 - Managing Risk

1. What is the difference between being proactive vs. reactive?

● **REACTIVE:**

● **PROACTIVE:**

2. Zone control:

3. Systematic Approach

- **L** _____ - understand the importance of what is seen;
- **D** _____ - safety first, knowledge of traffic flow, importance of self-control;
- **C** _____ - inform others of your intent; give others enough time to see and react;
- **P** _____ - vehicle position and speed;
- **C** _____ - one last time for safety;
- **B** _____ - scan throughout action, be prepared to adapt or abort.

4. A course change can be made _____ you communicate your intentions:

- Headlights, taillights, & _____;
- Turn signals, Parking lights, _____;
- Horn;
- Car position;
- Eye contact and body language

5. Speed/traction are the most important factors in _____ of your vehicle.

6. The Smith System has 5 Rules:

- 1-Aim _____
- 2-Keep your eyes _____
- 3-Always look at _____
- 4-Make sure others _____
- 5-Always leave yourself _____

7. Don't Stare! Change your views and always be _____

8. 16-25 year-old drivers have the highest:

- _____
- _____
- _____
- _____

9. Diagram/explain lane positions (1 2 3):

- Lane position 1- _____
- Lane position 2- _____
- Lane position 3- _____

10. Four clues to look for HAZARDS and why:

- 1. _____
- 2. _____
- 3. _____
- 4. _____

11. Try to _____ hazards. Always have an exit strategy!!



12. The _____ you do now will help make you a good driver for your whole life. Practice makes perfect.
13. What are some reasons you should READ THE OWNER’S MANUAL?
14. Pay attention to dash lights and know what they mean. Here are some examples:



15. Headrest always needs to be _____ to reduce neck injuries.

16. Seatbelt Laws:

- Anyone ___ Years Old and older will get their own “No Seatbelt” Ticket.
- The driver of the vehicle receives a ticket for any unrestrained passengers under age 16.
- The fine is _____ for EACH violation.

17. Self Reflection Question 2A: How do you enforce seat belt laws of passengers of different ages?

18. Children must be:

- Rear facing until _____
- In a five-point harness until _____ years old
- In a booster seat until _____
- ___ years old to ride in the front seat

19. Never use your horn to:

- _____
- _____
- _____
- _____

20. Cruise Control keeps the car moving one constant _____. Never use cruise control going uphill. It is hard on your _____ & wastes _____. Never use cruise control in the _____.

21. When you pull over on the side of the road, you must have your _____ on.

22. You should pull over if the _____ or _____ light comes on, or if the _____ is blinking.

23. List your approach and pre-start checklist:

- Walk _____ to be safe!
- Check for: _____, _____, _____, & _____
- When you're walking to your car, always keep keys in your _____ for safety.
- Always _____ doors once you're inside the car.

24. Always Remember:

- Valuables should be _____ when leaving the car
- Your chest needs to be _____ inches from the steering wheel for airbag safety
- Scan your mirrors every _____ seconds
- Always check _____ when stopping

25. Label and explain what each gear is for:

- P- _____
- R- _____
- D- _____
- 3- _____
- 2- _____
- 1- _____


26. Explain HOW to shift gears using a Manual transmission: **(in your own words)**

Class #3 - Maneuvers and Parking

1. Explain Commentary Driving:

2. Match arm signals:

- Left Turn
- Right Turn
- Stop/Slow Down



3. Change lanes- _____, _____, _____ and then move over smoothly.

4. You can drive in a two-way left turn lane for _____ feet.

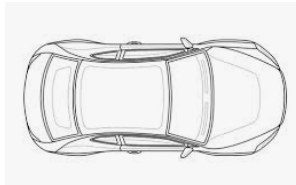
5. How do you use a two-way left turn lane?(in your own words)

6. What do you do with your steering wheel, while you wait to turn? _____

7. When backing, it's important to:

- Check your _____ before you get inside;
- Yield to _____ and _____
- Look to your _____ and _____;

8. Shade in the blind spots on this vehicle.



9. Right-of-Way Rules: The law says who must _____ the right of way; it does not _____ anyone the absolute right-of-way.

10. Draw a picture of a U-turn, Y-turn, & a Bootleg turn:



11. Projection Lines (Reference Points)- mark how you can tell you are in the correct part of the road: left side, right side, and front of the car

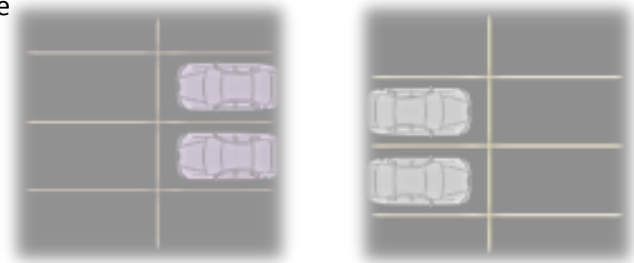


12. When you stop behind a car you want to be able to see the ground _____

13. List the steps of how to back around a corner?



14. Parking (perpendicular) – Explain left side and right side



15. Parallel Parking- Explain in your own words.



16. To be legally parked you must be within _____ inches of the curb.

17. You must use a _____ hand signal when re-entering traffic from a parallel parking space.

18. Explain hill parking:

19. **NO PARKING** within...

- _____ feet from a fire hydrant
- _____ feet from a stop sign/flashing -light
- _____ feet of a pedestrian safety zone
- _____ feet of a railroad-crossing
- _____ feet of a fire station on the same side of the road
- _____ feet on the opposite side of the road from the fire station
- NO PARKING on the WRONG SIDE OF _____
- NO PARKING on a _____ or _____

20. During your DOL Behind-the-Wheel Exam, the _____ is the only other person allowed in the vehicle with you.

21. You must use your _____ even if no one is around.

Class #4 - Signs, Signals, and Pavement Markings

1. Name at least 3 reasons why signs use mostly graphics instead of words:
 2. What does a black sign mean?
 3. Diamond-Shaped Signs that have a yellow background and black lettering are _____ signs.
 4. Draw a picture of the pennant shaped sign, what it means, and what side of the road you find it on:

 5. Traffic Control Planners use signs to tell you:
 - What _____
 - What to _____
 - Where _____
 6. Explain the color of the signs:
 - Green Sign: _____
 - Brown Sign: _____
 - Blue Sign: _____
 - Highway Route Signs are _____, _____ or _____ and they can be in multiple colors
 - _____ and _____ determine the type of roadway
 7. Interstate Numbers:
 - North & South are _____ numbers
 - East & West are _____ numbers
 - Freeways with _____ numbers are telling you it is an offshoot from the main freeway.
 8. Streets & Avenues:
 - _____ run North & South
 - _____ run East & West
- Explain the Signs:**
9. Pink Signs:
 10. Orange Signs: _____, and traffic fines are _____.
 11. Draw a pentagon (5-sided) shaped sign and its meaning:
 12. Regulatory Signs mean:
 13. A _____ Sign is eight-sided (octagon) and has a red background with white letters.
 14. Where do you stop at a stop sign?
 15. What is a Yield Sign?

16. Draw a picture of a Railroad Crossbuck and what does it mean?

17. The Speed Limit sign is a _____ sign that is a _____ shape.

18. Speed limits take effect as you _____.

19. The Speed Limit on streets in cities and towns is ____ mph unless otherwise posted.

20. What does this sign mean?



21. The Basic Speed Law says you _____ than is safe or prudent for the existing conditions regardless of the posted speed limit.

22. Traffic Circles (aka Roundabouts): yield to traffic _____ and you always turn _____.

23. Explain the Arrows:

- Right Red Arrow-
- Right Yellow Arrow-
- Right Green Arrow-
- Left Red Arrow –
- Solid Yellow Light-
- Left Flashing Yellow Arrow-
- Left Green Arrow -

24. The Point of No Return means:

25. What do you think you might have to do at a stale green light?

26. A flashing red light is treated the same as a _____.

27. When the electricity is out, treat the intersection like it is a _____.

28. Official people you must legally obey:

29. Draw a picture of a construction flagger and label what his/her arm signals mean:

30. After stopping and checking for traffic, you can turn left on a red light if you are entering a _____.

31. What is the difference between the white and the yellow lines in the middle of the road?

- White- _____
- Yellow- _____

32. Double yellow lines that are 18" apart means no passing & _____.


33. A solid white line in laned traffic means you should:

34. The solid white line on the right is also known as the:

35. **True or False:** It's a great idea to drive over the edge or fog line on the right side of the roadway.


36. White arrows painted on the road mean:

37. Using the picture to the right, trace/draw examples of which vehicle gets to go first if 1, 2 or 3 vehicles arrive at the same time.



38. At an unmarked/uncontrolled intersection, yield to the vehicle on your:

39. The law says who must _____ . It does not give absolute right of way.

40. This red & white sign  means:

Class #5 - Highway/Freeway

1. Explain why and how you will use a risk reduction system on the freeway: **(In your own words)**

2. What is a Good to Go Pass?

3. The first time you get onto the freeway alone do it when _____.

4. The Speed Limit Sign indicates the _____ safe speed allowed. The speed limit should be driven only in ideal driving conditions and you must reduce your speed when conditions require it.

5. Name 3 examples of when & why you would want to drive under the speed limit:

6. Driving too slow on the freeway can be just as dangerous as driving too _____.

7. Label and Identify the three sections of the freeway entrance:



8. Possible freeway entrance problems:

9. Never drive or park in the _____ on the freeway, that is for emergency vehicles.

10. Emergency Zones go into effect _____ feet before and after the incident, in the lane closest to the roadway near police or emergency vehicles. Fines are doubled and a driver may receive a _____ day license suspension.

11. What is a Highway Safety Corridor?

12. What do lanes with white painted diamonds bordered by solid white lines on the freeway mean? Why would they get used?



13. What does the red X mean on a Reversible Lane?

14. Match the lane types with the lanes pictured:

- Passing lane,
- Through Traffic
- Driving lane,
- Driving lane & entering/exiting



15. Do not stop in travel lanes for any reason. If you get confused or have a mechanical problem keep moving until you can _____.

16. Trucks over _____ pounds may not use the left lane on a limited access road, unless otherwise posted

17. Avoid being part of a _____ or large number of cars.

18. Do not drive in people's _____.

19. Self Reflection Question: Do you attempt to stay out of people's blind spots when you drive? Why or why not?

20. Following Distance- you want to have a _____ second following distance on the freeway.

21. What do you do if someone is following you too closely?

22. One of the biggest dangers of the freeway is _____

23. Exiting the freeway, you should be in the correct lane at least _____ before and use your signal at least _____ ft.

24. Never _____ or back up on the freeway. If you miss your exit go to the _____.

25. ___(a number)___ collisions happen in the US each year because someone fell asleep behind the wheel..

26. _____ is any activity that takes a person's attention away from the primary task of driving.

27. What are the consequences of Velocitation?

28. Disabled Vehicles – Show you are broken down by doing one or more of these:

29. List ways to use the freeway safely:

Class #6 - Weather

1. Keep your windows _____.
2. Dirt on your lights reduces your headlights' visibility by _____%.
3. Headlights need to be on _____ after sunset until _____ before sunrise.
4. Lower your high beams when you are within _____ of oncoming traffic and _____ behind.
5. Good headlights let you see about _____.
6. What does overdriving your headlights mean?
7. When approaching cars that do not dim high-beam lights you should look at _____.
8. Self Reflection: In heavy rain do you compensate for your own & others' reduced visibility?
9. Fog reduces your ability to judge _____.
10. Explain how to determine following distance & how much do you need:
11. How can you determine sight distance in poor visibility?
12. When roads are slippery due to ice, rain, etc... _____ following distance.
13. In fog, rain, or snow you want to use your _____ because _____.
14. When going over bridges and overpasses, always drive in the _____ lane.
15. Hydroplaning is a combination of _____, _____, and _____. To recover, take your foot off the gas pedal and do not turn the wheel.
16. If you can't tell how deep a mud puddle is you should _____.
17. Robbie's Story- **What would you do?**
18. When you are a hazard, what ways can you warn other drivers?
19. When ice starts expect _____.
20. What is black ice? _____.
21. In a skid, turn the wheel the way _____.
22. What is a front wheel skid?

23. To avoid skidding in a curve you should _____.
24. When you press on the brakes the weight shifts to the _____ of the car.
25. Self Reflection: Do you know how quickly you can stop your car while maintaining control?
26. Self Reflection: Do you know what activated ABS braking feels like?
27. The key to an off-road recovery is to _____. (From Video)
28. If your brakes go out, the first thing you should do is_____.
29. If you get a flat tire you will want to grip the wheel a little tighter, use your _____ if you can.
30. If your gas pedal sticks you should shift to _____, then _____ and then pull over.
31. If you need to restart your car while it is in motion, it will start in _____.
32. If your windshield is suddenly obstructed by debris or the hood opening suddenly, name two ways you could see to safely pull over and stop the vehicle:
33. If you see a pot-hole you should:
34. How do you go over a speed bump:
35. You must yield to emergency vehicles when their lights are flashing. Always pull to the _____.
36. What is the Good Samaritan Law?
37. What are the First Aid ABC's if you come across a collision?
A _____
B _____
C _____
38. You must fill out an accident report within _____ days. Report any collision where property damage appears to be \$1,000 or greater.
39. In case of an accident, insurance companies advise, DO NOT:

Class #7 - City and Country Driving

1. Driving scenes can change quickly and you need to be alert to changes so that you make decisions and _____.
2. Cell phone rules: Over 18 years old _____ - free only. No _____.
3. Collision Statistics while using the phone:
 - Cell Phone = _____ times more likely;
 - Texting = _____ times more likely.
4. When texting, you look down an average of four seconds - the equivalent of traveling the length of a _____ field at freeway speeds.
5. The Scientific Community has established that the average driver Perception/Response time is _____ Seconds.
6. Following Distance: 30 MPH OR LESS: _____ SECONDS; OVER 30 MPH: _____ SECONDS.
7. NHTSA recommends you have one car length gap per _____ mph of following distance.
8. Self-Reflection: What should you tell yourself when you notice you are not giving other drivers plenty of space?
9. In bad weather it can take _____ times longer to stop!
10. Always look beyond the car in front of you. Look _____, _____, _____ & _____ the car in front of you.
11. WA State Law - if you have _____ or more cars behind you, pull over and let them pass.
12. What are some things you should do to reduce your chances of a rear end collision when being tailgated?
 - Increase your _____;
 - Move slightly to the right-lane, or Position _____;
 - Signal early for _____ or _____;
 - Identify _____ and _____ too quickly;
 - Look behind you when _____, _____ or driving down a long, steep _____.
13. How do you avoid a Head-On-Collision Threat?
 - _____ until the other driver can return to their _____
 - Flash your _____
 - Honk your _____
 - Slow down & Move to lane position _____
14. Generally, it may be better to drive into a _____ in order to avoid a head-on collision.
15. Always maintain a _____ second visual lead so you'll have enough time to identify and respond to hazards.

16. Vehicles using Carpool Lanes or HOV lanes must have 2 or more people. They are built to:

- Save _____;
- Save _____;
- Reduce _____;
- Reduce _____.

17. When changing lanes you should _____, _____, _____, and go, also known as SMOG.

18. Habitual Traffic Offender - If you get 20 or more moving violations in a 5-year period or 3 or more convictions of any of the following:

- _____;
- _____ and _____;
- _____.

19. If you get a ticket and you are under 18 years old you will have to pay the ticket and:

- First Violation - _____;
- Second Violation - License Suspension for _____ months;
- Third Violation- License Suspension until age _____.

20. What are the speeds for the following zones?

- School zone: _____
- City streets like neighborhoods: _____
- Country roads: _____
- State highways: _____
- Interstates: _____

21. Always drive at a speed that you can _____ and _____ without losing control of your vehicle.

22. How to navigate through a curve:

- Always _____ before the corner;
- If you slowed too much, _____ halfway through the corner.

23. **Passing:**

- When passing it takes approx. _____ seconds to complete a pass.
- You'll be in the wrong lane for _____ feet or _____ of a mile.
- You will need at least a _____ second gap between you and oncoming traffic to pass safely.
- If in doubt, _____ !!!
- Getting ready to pass- Keep at least a _____ second following distance.
- Don't get closer than _____ feet of an oncoming car.
- Always look in your rearview mirror to see _____ before getting back in your lane.
- You can only pass _____ car at a time.
- It is illegal to speed up to avoid being passed. When being passed: move to _____, & _____.

24. What does this sign mean?

25. _____ is the leading cause of collisions in the mountains.

26. Never use _____ when driving down a hill, you can lose control.

27. If your car overheats, never remove the _____ when your car is hot.

Class #8 - Alcohol and Drugs - Deputy Luque

1. Was the woman who killed her best friend by driving drunk a bad person?
2. How many people die per year in alcohol-related collisions?
3. Perception/Reaction: _____ seconds to see the hazard, _____ seconds to respond/take action = _____ seconds.
4. At 40 mph you travel _____ per second which is the length of a _____.
5. Explain lowered inhibitions:
6. What is the approximate/average time it takes to eliminate alcohol from a human body? .
 - Men: _____ hours per drink;
 - Women: _____ hours per drink.
7. What is the only thing that makes you sober?
8. What is an MIP?
9. What are the penalties for an MIP?
10. What is a DUI?
11. What are the penalties for a DUI?
 - First Offense:
 - Second Offense:
12. What is the BAC limit for alcohol 20 and younger:
13. What is the BAC limit for alcohol 21 and over:
14. What are the limits for marijuana under 21:
15. What are the limits for marijuana 21 and over:
16. Can you get arrested for DUI if you are under a 0.08 BAC as an adult?
17. What type of alcohol can be consumed by humans? Why do you need to know?

Class #8 - Alcohol and Drugs - Deputy Lau

1. Traffic fatalities are _____ in Clark County WA.
2. _____ driving is attributed to over 60% of fatal collisions.
3. Approximately _____ of fatal collisions include young drivers aged 15-24. *-WTSC Data Dashboards*
4. The 3 top CONTRIBUTORS to fatal collisions:
 - _____
 - _____
 - _____
5. What category of drug is the most used and abused by people?
6. List Physical Impairment symptoms:
 - Impaired perception of _____ and _____ ;
 - _____ fine motor skills ;
 - Loss of _____ vision;
 - _____ tremors.
7. List Mental Impairment symptoms:
 - Lowered _____;
 - Increased _____ Time;
 - _____ Swings;
 - _____ (seeing/hearing things that aren't there);
 - _____ behaviors;
 - Dis-_____/Confusion.
8. List some common sources of in-vehicle distractions:

9. What are the steps you are willing to take to ensure safety for yourself and others while driving?

Class #9 - Emotions, and Physics

1. Self Reflection: Is your confidence a sign that you are missing something?
2. Self Reflection: Are you treating other people the way you want to be treated?
3. You want _____/_____ in control, not your _____/_____.
4. Strong emotions can interfere with your ability to _____, _____, and make _____.
5. In 1 in 5 fatal accidents, the driver had a fight within ____ hours of the accident.
6. List some things to consider if you encounter a Jerk:
7. If you see another driver acting or reacting in anger:
8. Distracted Driving - Anything that takes a driver's _____ away from the primary task of attentive driving.
9. What are Cara's "Three Ps"? What is she trying to tell you?
10. Most deadly accidents usually happen within ____ miles from home.
11. Your pupils will take ____ - ____ seconds to adjust back to normal. At 40 mph that means the length of a _____ . Use the white right edge line so you don't have to stare at the lights.
12. Drowsy driving is estimated to cause at least _____ collisions a year.
13. List some side effects of medicines:
14. Define Center of Gravity:
15. Which tire is over inflated, under inflated, and just right? Why does it matter?



16. Check your tire pressure regularly, it will save you money in _____ and _____.
17. A vehicle's momentum increases dramatically with increases to _____ and _____.
18. Cut your speed in half, cut your momentum by _____ times.
19. Things and people moving inside your vehicle after it has stopped is also called:
20. Define Kinetic Energy:
21. Three (3) factors determine the force of an impact:
22. Define Centrifugal Force:

Class #10 - Sharing the Roadway

BICYCLES:

1. When riding at night, bicycles must have a headlight visible for _____ feet and a red reflector visible for _____ feet.
2. You must have at least _____ on the handlebars.
3. When passing a bicycle in a car, have a minimum of _____ feet between the car and the bicycle.
4. Do not _____ in the bike lane!! It is equivalent to driving on the SIDEWALK. It is **illegal** to use a bike lane as a turn lane.
5. A car turning left must _____ to oncoming bicyclists.
6. WA State Bike Riders _____ the same _____ and _____ as those who drive cars. Bicyclists are not exempt from the rules of the road when riding on or near the roadway.

MOTORCYCLES:

7. If you're under 18 and want to drive a motorcycle, you must:
8. Who takes responsibility for protecting the motorcycle?
9. What is the most often made statement when a car and a motorcycle collide?
10. Increase your following distance behind motorcycles due to their _____.
11. How do you pass a motorcycle?
12. According to Washington law, motorcycles must ride _____ from each other..
13. Who must wear a Helmet while riding a motorcycle in Washington State?

OTHER FACTS TO REMEMBER:

14. Can you wear head-phones while driving?
15. Only _____ ear covered if _____ yrs or older.
16. Pedestrians have the _____ at intersections whether they are marked or unmarked.
17. Pedestrians should walk _____ traffic and off the road if there is no _____.
18. When driving on the beach, remember these things:
 - You must have a _____ driver's license.
 - Speed limit: _____
 - _____ have the right of way.
 - Drive on _____ sand.
 - Only enter by _____ beach approaches.

BUSES AND EMERGENCY VEHICLES:

- 19. When do you have to stop for a school bus?
- 20. List three instances when you do not have to stop for a school bus going the opposite direction?
- 21. You must _____ to any transit vehicle (city bus) that has signaled and is pulling back onto the roadway.
- 22. You must _____, _____, or _____ for emergency vehicles and stay at least 500 feet away.
- 23. Emergency Zone: _____ feet before or after any stationary emergency vehicle.

SEMI-TRUCKS:

- 24. The license a semi-truck driver needs is called a CDL, which is short for _____
- 25. Semi trucks and buses have longer stopping distances – _____ your following distance.
- 26. Semi trucks have _____ blind spots. Don't drive in them!!
- 27. If you cannot see a semi truck driver in their _____, they _____ see you!
- 28. When a semi truck is turning right, where should you position your vehicle?
- 29. Never drive over a railroad crossing unless you know you can _____.

Class #11 - Alcohol and Drugs, Part 2

1. When life gives you unexpected circumstances, you can choose to get _____ or _____.
2. Have you completed, started, or only thought about your bucket list?.
3. What are your thoughts/feelings about becoming an organ donor?
4. _____ is the minimum legal drinking age in the United States.
5. The _____ is affected by drugs and alcohol.
6. Impacts of alcohol:
 - Judgement and _____ are affected.
 - Lowered _____
 - Physical affects: _____, _____, _____ and _____
 - Addiction, aka _____
 - _____ suffer.
7. BAC means: _____
8. What affects BAC?
 - _____ of alcohol consumed.
 - How much _____ has passed since you started drinking.
 - Body _____
9. Realistically, it takes men _____ hours to eliminate the alcohol consumed in 1 drink. It takes women _____ hours to eliminate the alcohol consumed in 1 drink.
10. Only _____ will reduce the body's _____ and degrees of impairment.
11. Self-reflection question: What strategies will you use to avoid peer pressure?
12. Read the label before taking any medications to ensure the drug's _____ won't affect your ability to drive.
13. You can buy _____ - _____ - _____ medications without getting a doctor's prescription.
14. _____ speed up the Central Nervous System, _____ slow down the Central Nervous System.
15. In WA state, violating the implied consent law will cause you to lose your license for _____.
16. Open Container Law:
 - No _____ alcohol by _____ person in the vehicle;
 - No broken _____;
 - No tampering with the original _____;
 - No moving alcohol to a _____ container
17. Guaranteed DUI: _____ years old = 0.08% BAC, _____ and younger = 0.02% BAC

Class #12 - Insurance and Collisions

1. Minimum Auto Insurance Coverage Limits, required in WA: 25/50/10

- \$25,000 per _____ - Medical
- \$50,000 per _____ - Medical
- \$10,000 _____

2. Examples of COMPREHENSIVE Coverage:

- A _____ falls on your car;
- You hit an _____;
- Storms, hail, or _____ damage your car;
- Fire damages your car;
- Your car is _____ or broken into.

3. COLLISION coverage helps pay to fix YOUR car when you hit something.

- You hit another _____;
- You hit a fixed _____ (wall, pole, fence, tree).

4. UNINSURED or UNDERINSURED coverage protects: Injuries/property damage an uninsured or underinsured driver causes to _____ body, vehicle, or property.

5. GAP Insurance:

- GAP stands for _____
- It helps cover the difference between what you owe on a vehicle loan and what the car is actually _____.

6. You MUST inform your insurance company if you use your car for earning _____.

7. Protect Yourself! About _____% of drivers do not have car insurance.

8. If you are involved in an Accident:

- Stop;
- Prevent further _____;
- Aid the Injured;
- Call _____;
- _____ information.

9. Give Aid to the injured right away:

- Make sure everyone is _____;
- Put direct pressure on _____;
- Do not give the injured anything to _____;
- Give them a _____ to avoid going into shock

10. Name some things you'd photograph at the accident scene:

11. Name items of Information to exchange at an accident scene: *(make sure minimum required information is included)*

12. After an accident, once you get home, make sure to:

- _____ a statement about what happened;
- Save all _____ and/or _____ for your records;
- Contact Your _____.

13. If You Hit a Parked Car

- Try to find the vehicle's _____;
- Leave a note with your _____;
- Include the _____ and _____ of the collision;
- Call police non-emergency (311 in Clark County) to report the crash

14. Accident Reporting Requirements

- You must file an accident report if the damage is \$_____ or more or if someone is injured;
- You have _____ to complete and submit the report

15. Self-Reflection: Do you know where the documents you might need for the car are, and if they are current?

16. Contact by Law Enforcement


- When police turn on their lights, prepare to _____;
- Choose a safe, legal location;
- Pull to the _____ side of the roadway, stop your vehicle.

17. Documents you will need if you are pulled over by a police officer *Hint- there are three! (*required by law*)

18. Which Document stays in the car & which document stays in a safe at home?

Class #13 -Intersections (Review) and Auto Mechanics

1. The chances of a collision are greater at an _____ than any other point on a roadway.
2. Visual scan pattern: L_____, C_____, R_____, L_____.
3. Do not make a lane change in an _____.
4. Signal _____ feet before your turn.
5. Treat driveways like _____.
6. Where do you stop when stopping behind a car?
7. When making a right turn on a red light you must make a _____ and _____ stop first.
8. Make sure you can clearly see both the _____ & _____ before entering any intersection.
9. The driver on the _____ should yield to the driver on the _____.
10. Do not trust someone's _____.
11. Emergency Vehicles:
 - Stay at least _____ feet away from.
 - Police have up to _____ days to issue you a ticket.
 - It is against the law to drive over a _____.
12. Where can you check for vehicle recalls & report issues?
13. Tyler's Mechanic Video:
 - Vehicle hood – How many levers does it take to open the hood?
 - Air Filter Inspection -
 - Hose Condition -
 - Vehicle Battery - What color is the Positive (+) Terminal?
 - Vehicle Coolant – Where should the level be?
 - Belts Inspection –
 - Lights Inspection –
 - How do you check the engine oil?
14. How often is it recommended to change your oil?
15. Tire tread depth needs to be a minimum of _____ inches or _____ inches.
16. What happens when you take the cap off a hot radiator?
17. You want to have your brakes inspected if any of the following are present:
18. Crumple zones are structural areas in the front and rear of the vehicle designed to _____
19. Label each dash warning light:



Class #14 - Buying a Car

1. When you purchase a vehicle, you must notify the DOL within ____ days to transfer title to the vehicle.
2. _____ are required on the front and back of your vehicle.
3. You must renew your vehicle license tabs every _____.